



KZ2

Final
Risultati

Document 53 OFFICIAL

Rnk	N°	Entrant	Nat	Driver	Nat	Equipment	Time	Laps	Best Lap	Gap	Sector 1	Sector 2	Sector 3
1	140	Renda Motorsport	ITA	Forè Davide	ITA	CRG / TM / Vega	17:38.179	25	41.862		15.169	13.299	13.394
2	135	Maranello Kart srl	ITA	Dante Massimo	ITA	Maranello / TM / Vega	17:39.587	25	41.815	1.408	15.130	13.277	13.408
3	108	KSM Racing Team	DEU	Schmitz Alexander	DEU	Tony Kart / Vortex / Vega	17:39.664	25	41.846	1.485	15.234	13.222	13.390
4	106	Mach1 Motorsport	DEU	Norris John	IRL	Mach 1 / TM / Vega	17:40.759	25	41.919	2.580	15.171	13.381	13.367
5	101	Maranello Kart srl	ITA	Bernadotto Enrico	ITA	Maranello / Modena Engines	17:41.218	25	41.821	3.039	15.216	13.267	13.338
6	112	CKR	ITA	Pollini Giacomo	ITA	CKR / TM / Vega	17:41.712	25	41.732	3.533	15.124	13.272	13.336
7	115	Ward Racing	SWE	Hall Philip	SWE	Tony Kart / Vortex / Vega	17:44.216	25	41.850	6.037	15.175	13.294	13.381
8	116	Di Pietro Giuseppe	CHE	Di Pietro Andrea	CHE	GP Racing / TM / Vega	17:45.097	25	41.930	6.918	15.165	13.330	13.435
9	153	Jesolo Race srl	ITA	Cesetti Sauro	ITA	Jesolo / TM / Vega	17:45.784	25	41.899	7.605	15.179	13.316	13.404
10	146	VRK srl	ITA	Greco Matteo	ITA	VRK / TM / Vega	17:49.334	25	42.018	11.155	15.129	13.367	13.522
11	126	Pastacaldi Marco	ITA	Pastacaldi Marco	ITA	CRG / TM / Vega	17:49.918	25	42.118	11.739	15.257	13.376	13.485
12	150	Italcorse	ITA	Lapina Lorenzo	ITA	Italcorse / Modena Engines	17:49.969	25	41.943	11.790	15.268	13.309	13.366
13	152	Loidl Max	AUT	Loidl Max	AUT	DR / TM / Vega	17:50.337	25	42.007	12.158	15.172	13.428	13.407
14	137	Maranello Kart srl	ITA	Mosca Tommaso	ITA	Maranello / TM / Vega	17:50.777	25	41.890	12.598	15.127	13.350	13.413
15	143	Gerber Team Corse	CHE	Di Giuseppe Patrick	ITA	Maranello / TM / Vega	17:51.100	25	42.031	12.921	15.243	13.322	13.466
16	130	TK Racing	DNK	Bild Mads	DNK	Energy / Vortex / Vega	17:51.628	25	42.034	13.449	15.158	13.430	13.446
17	131	TB Motorsport	DEU	Schmidt Dominik	DEU	CRG / Modena Engines / Vega	17:52.830	25	41.981	14.651	15.231	13.235	13.515
18	151	K-K Racing Team	SVK	Konopka Martin	SVK	MS Kart / TM / Vega	17:55.377	25	42.046	17.198	15.270	13.320	13.456
19	120	WK Motorsport	POL	Korbela Lukas	POL	Zanardi / TM / Vega	17:58.331	25	42.123	20.152	15.268	13.364	13.491
20	133	Solgat Motorsport	DEU	Rhyn Rudolf	CHE	BirelArt / TM / Vega	17:59.255	25	42.232	21.076	15.250	13.493	13.489
21	111	CKR	ITA	Freimann Marc	CHE	CKR / TM / Vega	17:59.631	25	42.353	21.452	15.345	13.449	13.559
22	121	Mad-Croc Karting	ITA	Valiullin Murat	RUS	Croc Promotion / TM / Vega	18:02.199	25	42.267	24.020	15.344	13.433	13.490
23	155	Energy Corse srl	ITA	Aushev Mukharbek	RUS	Energy / TM / Vega	18:02.871	25	42.401	24.692	15.371	13.473	13.557
24	142	CRG Holland	NLD	Sandim Felix	SWE	Zanardi / TM / Vega	18:03.165	25	42.313	24.986	15.313	13.435	13.565
25	149	SRP Racing Team	DEU	Martynyuk Maxim	RUS	CRG / Modena Engines / Vega	18:10.838	25	42.046	32.659	15.234	13.362	13.450
26	154	Scuderia PCR	ITA	Spinelli Loris	ITA	PCR / TM / Vega	12:18.605	17	41.995	8 Laps	15.229	13.303	13.463
27	147	Energy Corse srl	ITA	Babington Sean	ARE	Energy / Parilla / Vega	11:33.167	16	42.042	9 Laps	15.264	13.273	13.505
28	144	VRK srl	ITA	Medeghini Luciano	ITA	VRK / TM / Vega	8:10.551	11	41.990	14 Laps	15.197	13.388	13.405
29	103	Ward Racing	SWE	Nilsson Hannes	SWE	Tony Kart / Vortex / Vega	3:11.711	4	42.892	21 Laps	15.590	13.574	13.728
30	105	Prosperi Enrico	ESP	Prosperi Enrico	ESP	CRG / TM / Vega	2:50.725	3	43.792	22 Laps	15.867	13.830	14.095
31	138	Ward Racing	SWE	Fasberg Andreas	DNK	Tony Kart / Vortex / Vega	4.407	0		25 Laps			
32	107	Mach1 Motorsport	DEU	Delrè Thierry	BEL	Mach 1 / Vortex / Vega	4.912	0		25 Laps			
33	129	Sanna Davide	ITA	Sanna Davide	ITA	Best Kart / Modena Engines	6.116	0		25 Laps			

Not Classified

	136	Maranello Kart srl	ITA	Giannoni Lorenzo	ITA	Maranello / TM / Vega				DNS			
--	-----	--------------------	-----	------------------	-----	-----------------------	--	--	--	-----	--	--	--

Leaders : N°108 Alexander Schmitz (1-5) / N°140 Davide Forè (6-25)

Start Time : 29/03 - 16:38:15

Best Lap : N°112 Giacomo Pollini 41.732 87,12 Kph

Weather : Sunny Air : 13°C Track : Secco

Event Record : N°112 Giacomo Pollini 41.502 87,61 Kph

South Garda Karting - Lonato (ITA) 27-29/03/2015

Page 1 / 1

FICr Mantova

Apex Timing

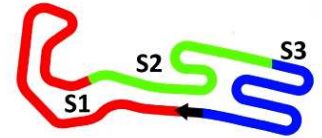


Scan this QR Code for livetiming

Alitest
Test Rapidi per il Latte

Data processing and charts edit
provided by:





KZ2 Final
 Lap Chart

For information purposes. No official / regulatory value

	1	2	3	4	5	6	7	8	9	10	11	12	13	14	15	16	17	18	19	20	21	22	23	24	25	26	27	28	29	30	31	32	33	34
Grid	140	108	135	101	106	137	112	149	154	144	146	138	116	115	130	126	107	143	133	105	152	121	120	131	142	151	147	153	136	155	150	129	103	111
Start	108	140	101	135	106	137	112	149	154	144	138	115	146	116	126	143	107	105	121	120	131	133	152	150	130	142	153	155	147	129	151	111	103	
Lap 1	108	140	135	106	101	137	144	115	126	146	116	112	143	154	105	121	131	120	153	152	130	155	150	151	147	133	111	142	103	149				
Interval		0.2	0.1	0.2	0.2	0.2	0.1	0.3	0.4	0.3	0.2	0.3	0.2	0.2	0.1	0.2	0.4	0.3	0.2	0.2	0.5	0.2	0.1	0.2	0.3	0.1	0.2	3.8	2.4	8.1				
Lap 2	108	140	135	106	101	137	144	126	115	146	112	116	154	143	105	121	131	120	153	152	130	150	155	151	147	133	111	142	103	149				
Interval		0.2	0.0	0.3	0.4	0.3	0.3	0.4	0.1	0.3	0.4	0.3	0.2	0.2	0.4	0.1	0.2	0.3	0.1	0.2	0.1	0.2	0.7	0.2	0.1	0.2	0.2	4.3	1.8	8.6				
Lap 3	108	140	135	106	101	144	137	126	115	112	146	116	154	143	121	153	152	130	150	155	131	147	111	151	133	120	142	103	149	105				
Interval		0.2	0.2	0.3	0.7	0.3	0.1	0.4	0.1	0.4	0.2	0.2	0.1	0.4	0.9	0.4	0.2	0.3	0.1	1.9	0.5	0.1	0.2	0.3	0.3	0.1	2.5	1.5	8.9	12.9				
Lap 4	108	140	135	106	101	144	137	126	115	112	146	116	154	143	153	121	152	150	130	155	131	147	111	151	133	120	142	103	149					
Interval		0.1	0.1	0.4	0.8	0.2	0.2	0.5	0.2	0.2	0.4	0.2	0.2	0.6	1.1	0.3	0.0	0.4	0.3	2.2	0.1	0.2	0.2	0.1	0.2	0.5	2.6	1.3	8.9					
Lap 5	108	140	135	106	101	144	137	126	112	115	146	154	116	143	153	121	152	150	130	131	147	111	155	151	133	120	142	149						
Interval		0.1	0.2	0.4	0.9	0.2	0.3	0.6	0.2	0.2	0.3	0.5	0.1	0.7	0.7	0.8	0.1	0.1	0.3	2.7	0.1	0.5	0.2	0.0	0.3	0.2	2.6	10.4						
Lap 6	140	108	135	106	101	144	137	112	126	115	146	154	116	143	153	152	150	130	121	131	147	111	151	133	120	155	142	149						
Interval		0.1	0.2	0.2	0.8	0.2	0.1	1.0	0.3	0.3	0.2	0.2	0.2	0.8	0.3	1.1	0.2	0.5	0.2	2.2	0.1	0.9	0.1	0.7	0.2	0.2	2.1	10.6						
Lap 7	140	108	135	106	101	144	137	112	115	126	154	116	146	153	143	152	150	130	121	147	131	111	151	133	120	155	142	149						
Interval		0.1	0.2	0.3	0.9	0.2	0.2	0.8	1.0	0.2	0.3	0.1	0.4	0.5	0.3	0.8	0.1	0.5	0.6	2.1	0.3	0.8	0.1	0.5	0.4	0.5	2.0	10.4						
Lap 8	140	108	135	106	101	144	137	112	115	154	116	126	146	153	143	152	150	130	121	147	131	111	151	133	120	155	142	149						
Interval		0.1	0.2	0.4	0.8	0.4	0.3	0.4	1.0	0.9	0.1	0.2	0.3	0.2	0.8	0.7	0.2	0.3	1.0	1.7	0.4	0.9	0.1	0.4	0.4	0.9	1.7	10.5						
Lap 9	140	108	135	106	101	144	137	112	115	154	116	126	153	146	143	152	150	130	121	147	131	151	111	133	120	155	142	149						
Interval		0.1	0.2	0.4	0.7	0.6	0.1	0.2	1.3	0.8	0.2	0.5	0.2	0.8	0.3	0.3	0.2	0.4	1.3	1.3	0.6	1.0	0.2	0.2	0.4	1.5	1.4	10.5						
Lap 10	140	108	135	106	101	112	144	115	116	154	126	153	146	143	152	150	130	137	121	147	131	151	111	133	120	155	142	149						
Interval		0.1	0.2	0.5	0.6	1.5	1.3	0.6	0.4	0.4	0.3	0.1	0.6	0.3	0.2	0.3	0.2	0.7	0.9	1.0	0.7	0.9	0.5	0.2	0.3	1.9	1.2	10.3						
Lap 11	140	108	135	106	101	112	115	116	154	126	153	146	143	150	152	130	137	121	147	131	151	111	133	120	155	142	144	149						
Interval		0.2	0.2	0.2	0.5	1.5	2.0	0.5	0.8	0.2	0.2	0.7	0.7	0.0	0.2	0.1	0.3	1.2	0.8	0.7	0.9	0.9	0.2	0.2	2.0	1.0	2.3	7.9						
Lap 12	140	108	135	106	101	112	115	116	154	153	126	146	150	143	152	130	137	121	147	131	151	111	133	120	155	142	149							
Interval		0.1	0.3	0.2	0.2	1.4	2.3	0.5	0.9	0.3	0.2	0.5	0.9	0.2	0.2	0.4	0.2	1.1	0.5	0.6	0.9	1.1	0.3	0.2	2.2	0.9	10.5							
Lap 13	140	108	135	106	101	112	115	116	154	153	126	146	150	143	152	130	137	121	147	131	151	111	133	120	155	142	149							
Interval		0.1	0.3	0.3	0.2	1.3	2.4	0.4	1.6	0.1	0.1	0.2	1.0	0.4	0.2	0.3	0.1	1.4	0.1	0.8	0.7	1.4	0.2	0.3	2.3	0.6	10.2							
Lap 14	140	108	135	106	101	112	115	116	153	126	146	150	154	152	143	137	130	121	147	131	151	133	111	120	155	142	149							
Interval		0.2	0.2	0.3	0.2	1.1	2.6	0.4	1.8	0.8	0.3	0.2	0.3	0.4	0.3	0.1	0.4	1.1	0.2	0.5	0.8	1.7	0.2	0.2	2.6	0.4	10.0							
Lap 15	140	108	135	106	101	112	115	116	153	146	126	150	154	152	143	137	130	121	147	131	151	133	111	120	155	142	149							
Interval		0.1	0.3	0.4	0.2	1.1	2.6	0.5	1.8	1.4	0.0	0.0	0.2	0.3	0.4	0.1	0.5	1.2	0.1	0.4	1.0	1.7	0.3	0.2	2.9	0.2	9.7							
Lap 16	140	108	135	106	101	112	115	116	153	146	126	154	150	152	143	137	130	121	147	131	151	133	111	120	155	142	149							
Interval		0.2	0.2	0.5	0.2	1.0	2.7	0.4	1.8	1.6	0.1	0.3	0.1	0.3	0.2	0.1	0.4	1.4	0.1	0.3	1.0	1.8	0.3	0.2	3.1	0.3	9.2							





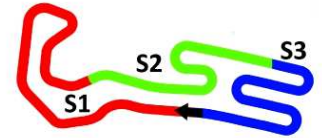
KZ2

**Final
Lap Chart**

For information purposes. No official / regulatory value

Lap 17	140	108	135	106	101	112	115	116	153	146	126	152	150	143	137	130	131	151	154	133	111	120	121	155	142	149
		0.1	0.2	0.8	0.1	0.8	2.9	0.4	1.9	1.6	0.3	0.6	0.4	0.2	0.1	0.4	2.0	0.8	1.7	0.3	0.3	0.1	1.7	1.8	0.1	8.8
Lap 18	140	135	108	106	101	112	115	116	153	146	126	152	150	137	143	130	131	151	133	120	111	121	155	142	149	
		0.5	0.3	0.4	0.3	0.6	3.1	0.5	1.6	1.9	0.3	0.4	0.2	0.5	0.5	0.3	1.5	1.0	2.2	0.5	0.3	1.7	1.4	0.3	8.4	
Lap 19	140	135	108	106	101	112	115	116	153	146	126	152	150	137	143	130	131	151	133	120	111	121	155	142	149	
		0.4	0.3	0.4	0.3	0.5	3.3	0.5	1.5	2.2	0.3	0.3	0.3	0.3	0.7	0.2	1.4	1.2	2.5	0.2	0.4	1.8	1.3	0.3	8.1	
Lap 20	140	135	108	106	101	112	115	116	153	146	126	152	150	137	143	130	131	151	133	120	111	121	155	142	149	
		0.5	0.2	0.5	0.2	0.6	3.4	0.4	1.4	2.4	0.3	0.2	0.1	0.4	0.9	0.2	1.4	1.4	2.6	0.2	0.6	1.9	1.2	0.3	7.8	
Lap 21	140	135	108	106	101	112	115	116	153	146	126	150	152	137	143	130	131	151	133	120	111	121	155	142	149	
		0.6	0.2	0.6	0.1	0.6	3.3	0.5	1.4	2.6	0.3	0.4	0.1	0.1	1.0	0.2	1.3	1.6	2.8	0.1	0.6	2.1	1.2	0.3	7.4	
Lap 22	140	135	108	106	101	112	115	116	153	146	126	150	152	137	143	130	131	151	120	133	111	121	155	142	149	
		0.5	0.2	1.0	0.2	0.2	3.5	0.4	1.2	2.8	0.4	0.2	0.2	0.3	0.6	0.3	1.3	1.8	3.1	0.3	0.3	2.2	1.0	0.4	6.9	
Lap 23	140	135	108	106	101	112	115	116	153	146	126	150	152	137	143	130	131	151	120	133	111	121	155	142	149	
		0.6	0.2	1.1	0.1	0.2	3.3	0.6	1.1	3.0	0.4	0.1	0.4	0.2	0.6	0.3	1.3	2.0	3.1	0.4	0.2	2.5	0.8	0.3	6.9	
Lap 24	140	135	108	106	101	112	115	116	153	146	126	150	152	137	143	130	131	151	120	133	111	121	155	142	149	
		0.6	0.2	1.4	0.7	0.3	2.5	0.8	0.9	3.2	0.4	0.2	0.3	0.3	0.5	0.4	1.1	2.3	2.9	0.8	0.2	2.5	0.8	0.2	6.7	
Lap 25	140	135	108	106	101	112	115	116	153	146	126	150	152	137	143	130	131	151	120	133	111	121	155	142	149	
		1.4	0.0	1.0	0.4	0.4	2.5	0.8	0.6	3.5	0.5	0.0	0.3	0.4	0.3	0.5	1.2	2.5	2.9	0.9	0.3	2.5	0.6	0.2	7.6	





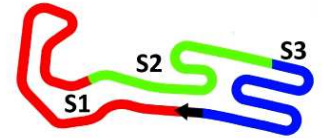
KZ2

Final
Analysis

For information purposes. No official / regulatory value

Laps	Sector 1	Sector 2	Sector 3	Lap Time	Laps	Sector 1	Sector 2	Sector 3	Lap Time	Laps	Sector 1	Sector 2	Sector 3	Lap Time
N°101 Enrico Bernadotto					2	15.601	13.691	13.732	43.024	14	15.274	13.347	13.380	42.001
1	18.358	14.010	14.196	46.564	3	15.448	13.528	13.573	42.549	15	15.234	13.222	13.390	41.846
2	15.576	13.903	13.704	43.183	4	15.282	13.470	13.494	42.246	16	15.213	13.296	13.447	41.956
3	15.381	13.465	14.096	42.942	5	15.243	13.463	13.432	42.138	17	15.222	13.231	13.403	41.856
4	15.373	13.445	13.516	42.334	6	15.201	13.408	13.459	42.068	18	15.272	13.975	13.414	42.661
5	15.263	13.343	13.552	42.158	7	15.304	13.301	13.381	41.986	19	15.260	13.287	13.392	41.939
6	15.256	13.382	13.421	42.059	8	15.265	13.348	13.412	42.025	20	15.228	13.251	13.424	41.903
7	15.271	13.384	13.371	42.026	9	15.218	13.311	13.414	41.943	21	15.236	13.396	13.369	42.001
8	15.266	13.300	13.343	41.909	10	15.171	13.381	13.367	41.919	22	15.267	13.243	13.413	41.923
9	15.194	13.302	13.331	41.827	11	15.219	13.266	13.552	42.037	23	15.274	13.225	13.401	41.900
10	15.216	13.267	13.338	41.821	12	15.267	13.426	13.467	42.160	24	15.267	13.296	13.398	41.961
11	15.243	13.297	13.415	41.955	13	15.212	13.358	13.407	41.977	25	15.243	13.296	14.125	42.664
12	15.221	13.312	13.338	41.871	14	15.201	13.348	13.380	41.929	N°111 Marc Freimann				
13	15.260	13.338	13.372	41.970	15	15.207	13.346	13.454	42.007	1	20.238	15.133	14.166	49.537
14	15.240	13.314	13.424	41.978	16	15.178	13.378	13.421	41.977	2	15.781	13.880	13.843	43.504
15	15.198	13.290	13.454	41.942	17	15.238	13.350	13.499	42.087	3	15.873	14.343	14.138	44.354
16	15.240	13.344	13.404	41.988	18	15.230	13.396	13.426	42.052	4	15.524	13.627	13.665	42.816
17	15.268	13.353	13.430	42.051	19	15.184	13.370	13.427	41.981	5	15.494	13.774	13.714	42.982
18	15.335	13.370	13.489	42.194	20	15.200	13.335	13.455	41.990	6	15.464	13.538	13.585	42.587
19	15.286	13.314	13.389	41.989	21	15.239	13.370	13.501	42.110	7	15.364	13.481	13.565	42.410
20	15.272	13.233	13.398	41.903	22	15.368	13.393	13.513	42.274	8	15.391	13.452	13.522	42.365
21	15.257	13.317	13.455	42.029	23	15.231	13.387	13.466	42.084	9	15.376	13.471	13.801	42.648
22	15.564	13.346	13.423	42.333	24	15.249	13.484	13.515	42.248	10	15.345	13.449	13.559	42.353
23	15.304	13.319	13.434	42.057	25	15.282	13.458	13.538	42.278	11	15.401	13.559	13.552	42.512
24	15.303	13.431	14.054	42.788	N°108 Alexander Schmitz					12	15.383	13.489	13.529	42.401
25	15.268	13.351	13.381	42.000	1	17.907	13.893	14.138	45.938	13	15.392	13.426	13.560	42.378
N°103 Hannes Nilsson					2	15.635	13.699	13.741	43.075	14	15.421	13.806	13.537	42.764
1	16.810	14.126	14.199	45.135	3	15.363	13.435	13.532	42.330	15	15.411	13.477	13.550	42.438
2	15.860	13.696	13.913	43.469	4	15.301	13.475	13.585	42.361	16	15.353	13.442	13.560	42.355
3	15.494	13.736	13.858	43.088	5	15.260	13.334	13.477	42.071	17	15.418	13.492	13.550	42.460
4	15.590	13.574	13.728	42.892	6	15.196	13.707	13.451	42.354	18	15.389	13.475	14.119	42.983
N°105 Enrico Prosperi					7	15.217	13.329	13.398	41.944	19	15.391	13.496	13.522	42.409
1	18.594	14.177	14.778	47.549	8	15.265	13.271	13.363	41.899	20	15.369	13.549	13.546	42.464
2	15.867	13.830	14.095	43.792	9	15.266	13.243	13.419	41.928	21	15.418	13.484	13.534	42.436
3	15.654	14.093	14.579	1:14.326	10	15.224	13.223	13.436	41.883	22	15.425	13.492	13.580	42.497
N°106 John Norris					11	15.312	13.306	13.721	42.339	23	15.366	13.457	13.563	42.386
1	17.876	14.041	14.187	46.104	12	15.284	13.294	13.426	42.004	24	15.472	13.501	13.554	42.527
					13	15.249	13.241	13.379	41.869	25	15.403	13.547	13.662	42.612





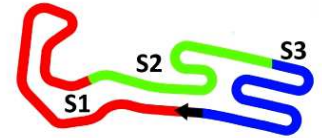
KZ2

Final Analysis

For information purposes. No official / regulatory value

Laps	Sector 1	Sector 2	Sector 3	Lap Time	Laps	Sector 1	Sector 2	Sector 3	Lap Time	Laps	Sector 1	Sector 2	Sector 3	Lap Time
N°112 Giacomo Pollini					12	15.247	13.318	13.441	42.006	N°120 Lukas Korbela				
1	19.478	14.102	14.645	48.225	13	15.196	13.336	13.436	41.968	24	15.311	13.373	13.475	42.159
2	15.485	13.739	13.862	43.086	14	15.169	13.360	13.529	42.058	25	15.258	13.442	13.475	42.175
3	15.304	13.588	13.591	42.483	15	15.181	13.318	13.400	41.899	N°116 Andrea Di Pietro				
4	15.182	13.480	13.601	42.263	16	15.241	13.370	13.455	42.066	1	18.307	14.131	14.622	47.060
5	15.213	13.474	13.534	42.221	17	15.245	13.374	13.430	42.049	2	15.612	13.821	14.308	43.741
6	15.179	13.499	13.421	42.099	18	15.304	13.344	13.476	42.124	3	15.334	13.586	13.753	42.673
7	15.118	13.299	13.378	41.795	19	15.267	13.326	13.488	42.081	4	15.320	13.512	13.552	42.384
8	15.131	13.326	13.343	41.800	20	15.285	13.336	13.483	42.104	5	15.226	13.462	14.120	42.808
9	15.124	13.272	13.336	41.732	21	15.236	13.305	13.389	41.930	6	15.297	13.491	13.475	42.263
10	15.577	13.280	13.394	42.251	22	15.300	13.341	13.513	42.154	7	15.203	13.442	13.501	42.146
11	15.197	13.410	13.366	41.973	23	15.219	13.258	13.471	41.948	8	15.247	13.439	13.521	42.207
12	15.128	13.269	13.348	41.745	24	15.245	13.310	13.436	41.991	9	15.177	13.424	13.438	42.039
13	15.207	13.270	13.389	41.866	25	15.268	13.378	13.456	42.102	10	15.478	13.418	13.415	42.311
14	15.174	13.256	13.400	41.830	N°115 Philip Hall					11	15.196	13.363	13.435	41.994
15	15.199	13.301	13.425	41.925	1	17.964	13.995	14.252	46.211	12	15.204	13.347	13.481	42.032
16	15.199	13.264	13.425	41.888	2	15.569	13.949	14.198	43.716	13	15.165	13.330	13.435	41.930
17	15.190	13.279	13.381	41.850	3	15.646	13.559	13.603	42.808	14	15.171	13.371	13.420	41.962
18	15.196	13.392	13.422	42.010	4	15.371	13.516	13.560	42.447	15	15.203	13.332	13.486	42.021
19	15.206	13.271	13.389	41.866	5	15.270	13.495	13.951	42.716	16	15.221	13.379	13.429	42.029
20	15.212	13.328	13.429	41.969	6	15.224	13.753	13.516	42.493	17	15.223	13.371	13.399	41.993
21	15.246	13.379	13.441	42.066	7	15.195	13.365	13.567	42.127	18	15.317	13.457	13.493	42.267
22	15.220	13.354	13.392	41.966	8	15.175	13.294	13.381	41.850	19	15.235	13.380	13.451	42.066
23	15.240	13.345	13.475	42.060	9	15.090	13.459	13.508	42.057	20	15.213	13.323	13.424	41.960
24	15.261	13.369	14.217	42.847	10	16.136	13.385	13.436	42.957	21	15.251	13.352	13.451	42.054
25	15.292	13.359	13.489	42.140	11	15.192	13.361	13.390	41.943	22	15.234	13.368	13.496	42.098
					12	15.276	13.392	13.436	42.104	N°121 Murat Valiullin				
					13	15.171	13.371	13.420	41.962	1	18.587	14.526	14.476	47.589
					14	15.171	13.371	13.420	41.962	2	15.820	13.878	14.051	43.749
					15	15.203	13.332	13.486	42.021	3	15.608	13.892	13.680	43.180
					16	15.221	13.379	13.429	42.029	4	15.489	13.549	14.158	43.196
					17	15.223	13.371	13.399	41.993	5	15.390	13.575	13.652	42.617
					18	15.317	13.457	13.493	42.267	6	15.836	13.920	13.622	43.378
					19	15.235	13.380	13.451	42.066	7	15.359	13.502	13.508	42.369
					20	15.213	13.323	13.424	41.960	8	15.349	13.545	13.648	42.542
					21	15.251	13.352	13.451	42.054	9	15.384	13.499	13.549	42.432
					22	15.234	13.368	13.496	42.098					
					23	15.276	13.392	13.436	42.104					





KZ2

Final
Analysis

For information purposes. No official / regulatory value

Laps	Sector 1	Sector 2	Sector 3	Lap Time
10	15.404	13.499	13.535	42.438
11	15.375	13.444	13.582	42.401
12	15.356	13.567	13.584	42.507
13	15.343	13.479	13.603	42.425
14	15.388	13.472	13.536	42.396
15	15.344	13.433	13.490	42.267
16	15.373	13.425	13.528	42.326
17	20.312	14.207	13.719	48.238
18	15.615	13.551	13.583	42.749
19	15.435	13.477	13.660	42.572
20	15.452	13.498	13.605	42.555
21	15.516	13.472	13.568	42.556
22	15.451	13.610	13.604	42.665
23	15.546	13.496	13.650	42.692
24	15.443	13.520	13.543	42.506
25	15.474	13.543	13.607	42.624

N°126 Marco Pastacaldi

1	17.870	14.093	14.466	46.429
2	15.590	13.645	13.864	43.099
3	15.625	13.520	13.620	42.765
4	15.374	13.487	13.571	42.432
5	15.310	13.433	13.635	42.378
6	15.301	13.868	13.552	42.721
7	15.325	13.382	13.978	42.685
8	15.456	13.446	14.038	42.940
9	15.336	13.464	13.560	42.360
10	15.403	13.430	13.670	42.503
11	15.305	13.502	13.535	42.342
12	15.283	13.331	13.936	42.550
13	15.325	13.391	13.532	42.248
14	15.462	13.459	13.895	42.816
15	15.332	13.443	13.882	42.657
16	15.376	13.412	13.521	42.309
17	15.362	13.399	13.501	42.262
18	15.300	13.394	13.563	42.257
19	15.333	13.387	13.492	42.212
20	15.301	13.344	13.510	42.155
21	15.283	13.383	13.538	42.204

Laps	Sector 1	Sector 2	Sector 3	Lap Time
22	15.309	13.431	13.498	42.238
23	15.287	13.399	13.493	42.179
24	15.257	13.376	13.485	42.118
25	15.328	13.385	13.679	42.392

N°130 Mads Bild

1	20.255	14.457	14.123	48.835
2	15.536	13.759	13.761	43.056
3	15.574	13.821	13.737	43.132
4	15.229	14.148	13.609	42.986
5	15.255	13.608	13.485	42.348
6	15.356	13.591	13.527	42.474
7	15.158	13.430	13.446	42.034
8	15.178	13.451	13.486	42.115
9	15.176	13.445	13.474	42.095
10	15.241	13.493	13.405	42.139
11	15.190	13.464	13.853	42.507
12	15.263	13.956	13.549	42.768
13	15.219	13.492	13.444	42.155
14	15.215	13.402	14.211	42.828
15	15.254	13.490	13.446	42.190
16	15.249	13.408	13.412	42.069
17	15.225	13.479	13.722	42.426
18	15.594	13.454	13.559	42.607
19	15.217	13.415	13.445	42.077
20	15.248	13.398	13.512	42.158
21	15.246	13.447	13.490	42.183
22	15.223	13.423	13.467	42.113
23	15.225	13.428	13.473	42.126
24	15.216	13.444	13.570	42.230
25	15.223	13.433	13.506	42.162

N°131 Dominik Schmidt

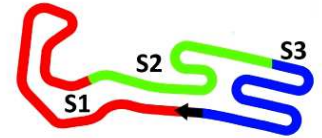
1	19.389	14.222	14.255	47.866
2	15.758	13.748	14.049	43.555
3	15.617	16.722	14.355	46.694
4	15.445	13.609	13.661	42.715
5	15.575	13.437	13.664	42.676
6	15.310	13.471	13.555	42.336
7	15.676	13.441	13.449	42.566

Laps	Sector 1	Sector 2	Sector 3	Lap Time
8	15.366	13.406	13.526	42.298
9	15.337	13.390	13.519	42.246
10	15.302	13.323	13.519	42.144
11	15.337	13.385	13.517	42.239
12	15.348	13.328	13.496	42.172
13	15.368	13.318	13.516	42.202
14	15.334	13.319	13.481	42.134
15	15.337	13.371	13.456	42.164
16	15.320	13.373	13.483	42.176
17	15.595	13.371	13.456	42.422
18	15.379	13.312	13.463	42.154
19	15.231	13.235	13.515	41.981
20	15.339	13.439	13.417	42.195
21	15.260	13.311	13.444	42.015
22	15.271	13.385	13.519	42.175
23	15.313	13.343	13.424	42.080
24	15.305	13.348	13.432	42.085
25	15.370	13.341	13.462	42.173

N°133 Rudolf Rhyn

1	21.161	14.965	14.217	50.343
2	15.788	13.840	13.956	43.584
3	15.874	14.501	14.856	45.231
4	15.343	13.611	13.642	42.596
5	15.316	13.878	13.952	43.146
6	15.551	13.637	13.658	42.846
7	15.304	13.479	13.524	42.307
8	15.256	13.505	13.499	42.260
9	15.250	13.493	13.489	42.232
10	15.291	13.508	13.526	42.325
11	15.402	13.495	13.680	42.577
12	15.335	13.498	13.580	42.413
13	15.332	13.506	13.522	42.360
14	15.311	13.414	13.533	42.258
15	15.323	13.486	13.514	42.323
16	15.378	13.453	13.504	42.335
17	15.374	13.506	13.552	42.432
18	15.446	13.478	13.575	42.499
19	15.435	13.482	13.579	42.496





KZ2

Final Analysis

For information purposes. No official / regulatory value

Laps	Sector 1	Sector 2	Sector 3	Lap Time
20	15.337	13.542	13.544	42.423
21	15.372	13.523	13.547	42.442
22	15.377	13.971	13.622	42.970
23	15.394	13.507	13.557	42.458
24	15.486	13.487	13.530	42.503
25	15.373	13.584	13.572	42.529

N°135 Massimo Dante

1	17.849	14.022	14.145	46.016
2	15.545	13.705	13.745	42.995
3	15.465	13.512	13.513	42.490
4	15.206	13.436	13.571	42.213
5	15.252	13.373	13.495	42.120
6	15.166	13.490	13.538	42.194
7	15.171	13.352	13.430	41.953
8	15.188	13.373	13.368	41.929
9	15.194	13.313	13.415	41.922
10	15.135	13.299	13.424	41.858
11	15.256	13.313	13.767	42.336
12	15.183	13.511	13.410	42.104
13	15.155	13.314	13.388	41.857
14	15.164	13.409	13.395	41.968
15	15.171	13.351	13.399	41.921
16	15.130	13.303	13.441	41.874
17	15.130	13.277	13.408	41.815
18	15.209	13.438	13.474	42.121
19	15.193	13.298	13.384	41.875
20	15.131	13.320	13.616	42.067
21	15.206	13.364	13.398	41.968
22	15.167	13.317	13.408	41.892
23	15.191	13.354	13.410	41.955
24	15.191	13.363	13.380	41.934
25	15.255	13.535	14.050	42.840

N°137 Tommaso Mosca

1	18.174	13.968	14.255	46.397
2	15.504	14.152	13.614	43.270
3	15.274	13.460	14.414	43.148
4	15.320	13.462	13.529	42.311
5	15.189	13.555	13.480	42.224

Laps	Sector 1	Sector 2	Sector 3	Lap Time
6	15.157	13.380	13.455	41.992
7	15.174	13.362	13.455	41.991
8	15.163	13.633	13.443	42.239
9	15.127	13.350	13.413	41.890
10	21.186	13.885	13.524	48.595
11	15.262	13.357	13.462	42.081
12	15.186	13.869	13.585	42.640
13	15.314	13.390	13.433	42.137
14	15.327	13.369	13.497	42.193
15	15.256	13.335	13.478	42.069
16	15.400	13.341	13.491	42.232
17	15.308	13.606	13.517	42.431
18	15.355	13.338	13.457	42.150
19	15.167	13.331	13.417	41.915
20	15.203	13.363	13.431	41.997
21	15.209	13.328	13.502	42.039
22	15.638	13.355	13.479	42.472
23	15.236	13.400	13.449	42.085
24	15.275	13.363	13.602	42.240
25	15.307	13.436	13.567	42.310

N°140 Davide Forè

1	17.972	14.045	14.097	46.114
2	15.563	13.691	13.853	43.107
3	15.357	13.395	13.591	42.343
4	15.244	13.446	13.581	42.271
5	15.267	13.354	13.440	42.061
6	15.192	13.379	13.481	42.052
7	15.190	13.319	13.474	41.983
8	15.195	13.293	13.380	41.868
9	15.141	13.300	13.442	41.883
10	15.200	13.279	13.454	41.933
11	15.254	13.399	13.608	42.261
12	15.232	13.362	13.430	42.024
13	15.192	13.318	13.384	41.894
14	15.242	13.318	13.412	41.972
15	15.169	13.299	13.394	41.862
16	15.146	13.305	13.444	41.895
17	15.165	13.332	13.421	41.918

Laps	Sector 1	Sector 2	Sector 3	Lap Time
18	15.208	13.330	13.416	41.954
19	15.189	13.353	13.428	41.970
20	15.179	13.338	13.476	41.993
21	15.168	13.322	13.399	41.889
22	15.178	13.317	13.447	41.942
23	15.174	13.327	13.382	41.883
24	15.168	13.341	13.438	41.947
25	15.216	13.350	13.507	42.073

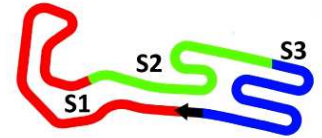
N°142 Felix Sandim

1	19.755	19.822	14.390	53.967
2	16.011	13.975	14.071	44.057
3	15.668	13.835	13.897	43.400
4	15.562	13.759	13.746	43.067
5	15.435	13.651	13.686	42.772
6	15.407	13.602	13.684	42.693
7	15.416	13.675	13.556	42.647
8	15.376	13.507	13.522	42.405
9	15.331	13.546	13.539	42.416
10	15.480	13.524	13.532	42.536
11	15.397	13.461	13.542	42.400
12	15.336	13.515	13.569	42.420
13	15.313	13.435	13.565	42.313
14	15.404	13.549	13.551	42.504
15	15.364	13.482	13.658	42.504
16	15.474	13.537	13.621	42.632
17	15.455	13.596	13.603	42.654
18	15.465	13.518	13.628	42.611
19	15.383	13.448	13.613	42.444
20	15.375	13.485	13.634	42.494
21	15.423	13.465	13.635	42.523
22	15.420	13.518	13.631	42.569
23	15.386	13.484	13.575	42.445
24	15.409	13.467	13.550	42.426
25	15.360	13.488	13.568	42.416

N°143 Patrick Di Giuseppe

1	18.515	14.210	14.634	47.359
2	15.686	13.743	14.300	43.729
3	15.461	13.643	13.712	42.816





KZ2

Final Analysis

For information purposes. No official / regulatory value

Laps	Sector 1	Sector 2	Sector 3	Lap Time
4	15.367	13.551	13.709	42.627
5	15.339	13.591	13.653	42.583
6	15.277	13.487	13.606	42.370
7	15.268	13.524	13.980	42.772
8	15.332	13.462	13.589	42.383
9	15.340	13.485	13.551	42.376
10	15.292	13.489	13.535	42.316
11	15.305	13.409	14.151	42.865
12	15.269	13.717	13.509	42.495
13	15.324	13.392	13.560	42.276
14	15.333	13.473	13.997	42.803
15	15.266	13.317	13.484	42.067
16	15.276	13.446	13.534	42.256
17	15.294	13.631	13.548	42.473
18	15.866	13.357	13.566	42.789
19	15.298	13.322	13.514	42.134
20	15.270	13.371	13.551	42.192
21	15.264	13.378	13.545	42.187
22	15.243	13.322	13.466	42.031
23	15.302	13.365	13.471	42.138
24	15.234	13.347	13.514	42.095
25	15.271	13.331	13.487	42.089

N°144 Luciano Medeghini

1	18.033	14.103	14.111	46.247
2	15.580	14.194	13.768	43.542
3	15.267	13.413	13.889	42.569
4	15.279	13.442	13.517	42.238
5	15.220	13.493	13.443	42.156
6	15.224	13.455	13.440	42.119
7	15.197	13.388	13.405	41.990
8	15.202	13.482	13.404	42.088
9	15.194	13.407	13.455	42.056
10	16.487	13.676	13.936	44.099
11	16.436	14.994	26.016	57.446

N°146 Matteo Greco

1	18.209	14.128	14.618	46.955
2	15.573	13.747	13.883	43.203
3	15.525	13.708	13.956	43.189

Laps	Sector 1	Sector 2	Sector 3	Lap Time
4	15.206	13.563	13.660	42.429
5	15.200	13.565	13.606	42.371
6	15.210	13.656	13.593	42.459
7	15.169	13.508	14.401	43.078
8	15.176	13.446	13.640	42.262
9	15.213	13.494	14.418	43.125
10	15.237	13.447	13.564	42.248
11	15.194	13.698	13.597	42.489
12	15.195	13.415	13.482	42.092
13	15.129	13.367	13.522	42.018
14	15.360	13.453	14.015	42.828
15	15.191	13.458	13.615	42.264
16	15.191	13.440	13.574	42.205
17	15.185	13.420	13.527	42.132
18	15.215	13.496	13.567	42.278
19	15.216	13.417	13.532	42.165
20	15.192	13.383	13.539	42.114
21	15.279	13.378	13.554	42.211
22	15.210	13.421	13.545	42.176
23	15.222	13.429	13.519	42.170
24	15.190	13.427	13.508	42.125
25	15.236	13.489	13.528	42.253

N°147 Sean Babington

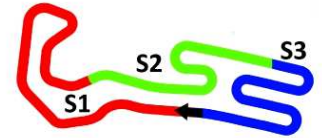
1	19.844	15.326	14.326	49.496
2	15.800	13.797	13.913	43.510
3	15.922	14.288	14.324	44.534
4	15.574	13.621	13.644	42.839
5	15.515	13.561	13.549	42.625
6	15.380	13.416	13.452	42.248
7	15.337	13.350	13.410	42.097
8	15.328	13.386	13.483	42.197
9	15.284	13.402	13.382	42.068
10	15.337	13.316	13.435	42.088
11	15.366	13.387	13.473	42.226
12	15.383	13.364	13.440	42.187
13	15.264	13.273	13.505	42.042
14	15.386	13.690	13.412	42.488
15	15.302	13.405	13.492	42.199

Laps	Sector 1	Sector 2	Sector 3	Lap Time
16	15.370	13.370	13.522	42.262
N°149 Maxim Martynyuk				
1	37.563	14.729	14.247	1:06.539
2	16.062	13.898	13.994	43.954
3	15.617	13.787	13.966	43.370
4	15.577	13.596	13.765	42.938
5	15.476	13.630	13.832	42.938
6	15.603	13.561	13.733	42.897
7	15.319	13.565	13.545	42.429
8	15.426	13.501	13.556	42.483
9	15.332	13.488	13.620	42.440
10	15.307	13.500	13.548	42.355
11	15.216	13.455	13.672	42.343
12	15.583	13.540	13.520	42.643
13	15.234	13.362	13.450	42.046
14	15.220	13.422	13.585	42.227
15	15.329	13.452	13.462	42.243
16	15.188	13.436	13.504	42.128
17	15.284	13.438	13.553	42.275
18	15.253	13.489	13.480	42.222
19	15.189	13.482	13.464	42.135
20	15.262	13.412	13.460	42.134
21	15.292	13.476	13.405	42.173
22	15.230	13.382	13.483	42.095
23	15.313	13.512	13.583	42.408
24	15.398	13.366	13.416	42.180
25	15.608	13.814	13.958	43.380

N°150 Lorenzo Lapina

1	20.095	14.499	14.626	49.220
2	15.630	13.657	13.675	42.962
3	15.503	13.811	13.699	43.013
4	15.247	13.698	13.499	42.444
5	15.236	13.593	13.566	42.395
6	15.315	13.383	13.518	42.216
7	15.217	13.413	13.438	42.068
8	15.369	13.398	13.578	42.345
9	15.198	13.362	13.425	41.985
10	15.296	13.341	13.654	42.291





KZ2

Final Analysis

For information purposes. No official / regulatory value

Laps	Sector 1	Sector 2	Sector 3	Lap Time
11	15.180	13.486	13.731	42.397
12	15.384	13.380	13.429	42.193
13	15.265	13.386	13.426	42.077
14	15.224	13.383	13.465	42.072
15	15.211	13.360	13.577	42.148
16	15.582	13.766	13.435	42.783
17	15.253	14.090	13.427	42.770
18	15.248	13.347	13.395	41.990
19	15.288	13.344	13.442	42.074
20	15.268	13.309	13.366	41.943
21	15.282	13.395	13.556	42.233
22	15.280	13.330	13.468	42.078
23	15.287	13.372	13.397	42.056
24	15.269	13.346	13.591	42.206
25	15.312	13.353	13.530	42.195

N°151 Martin Konopka

1	20.072	14.589	14.402	49.063
2	15.841	13.858	13.992	43.691
3	15.846	14.641	14.732	45.219
4	15.413	13.620	13.672	42.705
5	15.441	13.901	13.752	43.094
6	15.450	13.481	13.488	42.419
7	15.394	13.582	13.475	42.451
8	15.405	13.393	13.570	42.368
9	15.356	13.385	13.458	42.199
10	15.270	13.320	13.456	42.046
11	15.272	13.447	13.460	42.179
12	15.263	13.470	13.432	42.165
13	15.289	13.413	13.393	42.095
14	15.288	13.432	13.514	42.234
15	15.342	13.528	13.472	42.342
16	15.330	13.371	13.486	42.187
17	15.343	13.441	13.446	42.230
18	15.313	13.460	13.517	42.290
19	15.319	13.367	13.505	42.191
20	15.361	13.539	13.482	42.382
21	15.354	13.372	13.497	42.223
22	15.440	13.424	13.524	42.388

Laps	Sector 1	Sector 2	Sector 3	Lap Time
23	15.370	13.463	13.466	42.299
24	15.352	13.469	13.498	42.319
25	15.433	13.455	13.529	42.417

N°152 Max Loidl

1	19.385	14.761	14.298	48.444
2	15.746	13.791	13.894	43.431
3	15.705	13.687	13.570	42.962
4	15.291	13.533	13.729	42.553
5	15.454	13.582	13.619	42.655
6	15.247	13.421	13.475	42.143
7	15.264	13.413	13.506	42.183
8	15.247	13.446	13.532	42.225
9	15.172	13.428	13.407	42.007
10	15.227	13.468	13.515	42.210
11	15.282	13.515	14.152	42.949
12	15.283	13.546	13.633	42.462
13	15.281	13.505	13.442	42.228
14	15.251	13.437	13.505	42.193
15	15.240	13.345	13.440	42.025
16	15.247	13.601	13.585	42.433
17	15.203	13.412	13.431	42.046
18	15.222	13.445	13.440	42.107
19	15.225	13.409	13.417	42.051
20	15.229	13.371	13.464	42.064
21	15.272	13.426	13.833	42.531
22	15.425	13.405	13.433	42.263
23	15.313	13.423	13.484	42.220
24	15.265	13.353	13.441	42.059
25	15.347	13.417	13.491	42.255

N°153 Sauro Cesetti

1	19.256	14.396	14.207	47.859
2	15.618	14.024	13.794	43.436
3	15.845	13.576	13.528	42.949
4	15.243	13.477	13.657	42.377
5	15.268	13.392	13.491	42.151
6	15.217	13.342	13.427	41.986
7	15.199	13.382	13.468	42.049
8	15.181	13.342	13.434	41.957

Laps	Sector 1	Sector 2	Sector 3	Lap Time
9	15.183	13.374	13.488	42.045
10	15.282	13.437	13.666	42.385
11	15.296	13.573	13.529	42.398
12	15.210	13.339	13.588	42.137
13	15.190	13.261	13.863	42.314
14	15.358	13.269	13.441	42.068
15	15.244	13.327	13.449	42.020
16	15.236	13.354	13.447	42.037
17	15.257	13.334	13.504	42.095
18	15.202	13.350	13.420	41.972
19	15.179	13.316	13.404	41.899
20	15.201	13.311	13.414	41.926
21	15.188	13.348	13.436	41.972
22	15.221	13.328	13.429	41.978
23	15.221	13.297	13.414	41.932
24	15.222	13.303	13.435	41.960
25	15.204	13.311	13.432	41.947

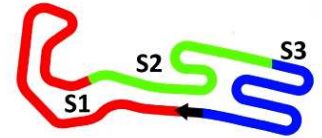
N°154 Loris Spinelli

1	19.996	14.089	14.409	48.494
2	15.643	13.688	13.892	43.223
3	15.348	13.513	13.731	42.592
4	15.436	13.469	13.550	42.455
5	15.226	13.432	13.775	42.433
6	15.259	13.335	13.534	42.128
7	15.244	13.392	13.565	42.201
8	15.278	13.401	13.525	42.204
9	15.229	13.303	13.463	41.995
10	15.605	13.879	13.483	42.967
11	15.310	13.565	13.558	42.433
12	15.250	13.389	13.537	42.176
13	15.320	13.412	13.805	42.537
14	15.318	13.825	14.871	44.014
15	15.265	13.336	13.499	42.100
16	15.392	13.424	13.525	42.341
17	15.255	19.139	13.942	48.336

N°155 Mukharbek Aushev

1	19.690	14.483	14.673	48.846
2	16.039	13.813	13.976	43.828





KZ2

Final
Analysis

For information purposes. No official / regulatory value

Laps	Sector 1	Sector 2	Sector 3	Lap Time
3	15.886	14.356	13.998	44.240
4	15.558	13.703	13.837	43.098
5	15.577	14.277	13.971	43.825
6	15.784	13.715	14.233	43.732
7	15.381	13.668	13.732	42.781
8	15.382	13.530	13.790	42.702
9	15.451	13.618	13.682	42.751
10	15.422	13.606	13.703	42.731
11	15.450	13.450	13.645	42.545
12	15.401	13.460	13.728	42.589
13	15.391	13.545	13.633	42.569
14	15.429	13.558	13.710	42.697
15	15.415	13.545	13.770	42.730
16	15.431	13.467	13.641	42.539
17	15.448	13.641	13.745	42.834
18	15.345	13.427	13.663	42.435
19	15.425	13.411	13.605	42.441
20	15.342	13.454	13.661	42.457
21	15.421	13.527	13.606	42.554
22	15.405	13.443	13.660	42.508
23	15.381	13.478	13.622	42.481
24	15.416	13.410	13.687	42.513
25	15.371	13.473	13.557	42.401





KZ2

Final
Starting Grid

Document 51 OFFICIAL

111	Freimann Marc CKR / TM / Vega	 41.957	17	103	Nilsson Hannes Tony Kart / Vortex / Vega	 42.317
129	Sanna Davide Best Kart / Modena Engines / Vega	 41.902	16	150	Lapina Lorenzo Italcorse / Modena Engines / Vega	 41.626
155	Aushev Mukharbek Energy / TM / Vega	 42.332	15	136	Giannoni Lorenzo Maranello / TM / Vega	 41.853
153	Cesetti Sauro Jesolo / TM / Vega	 41.864	14	147	Babington Sean Energy / Parilla / Vega	 41.656
151	Konopka Martin MS Kart / TM / Vega	 42.106	13	142	Sandim Felix Zanardi / TM / Vega	 42.206
131	Schmidt Dominik CRG / Modena Engines / Vega	 42.153	12	120	Korbela Lukas Zanardi / TM / Vega	 42.184
121	Valiullin Murat Croc Promotion / TM / Vega	 42.502	11	152	Loidl Max DR / TM / Vega	 42.261
105	Prosperi Enrico CRG / TM / Vega	 41.987	10	133	Rhyn Rudolf BirelArt / TM / Vega	 42.192
143	Di Giuseppe Patrick Maranello / TM / Vega	 41.998	9	107	Delrè Thierry Mach 1 / Vortex / Vega	 42.292
126	Pastacaldi Marco CRG / TM / Vega	 41.961	8	130	Bild Mads Energy / Vortex / Vega	 41.818
115	Hall Philip Tony Kart / Vortex / Vega	 41.891	7	116	Di Pietro Andrea GP Racing / TM / Vega	 42.107
138	Fasberg Andreas Tony Kart / Vortex / Vega	 42.121	6	146	Greco Matteo VRK / TM / Vega	 41.794
144	Medeghini Luciano VRK / TM / Vega	 41.828	5	154	Spinelli Loris PCR / TM / Vega	 41.986
149	Martynvuk Maxim CRG / Modena Engines / Vega	 41.655	4	112	Pollini Giacomo CKR / TM / Vega	 41.502
137	Mosca Tommaso Maranello / TM / Vega	 41.561	3	106	Norris John Mach 1 / TM / Vega	 41.756
101	Bernadotto Enrico Maranello / Modena Engines / Vega	 41.857	2	135	Dante Massimo Maranello / TM / Vega	 41.635
108	Schmitz Alexander Tony Kart / Vortex / Vega	 41.658	1	140	Forè Davide CRG / TM / Vega	 41.634

POLE POSITION



Start : 29/03 - 16:35 25 Laps = 25,250 Km

South Garda Karting - Lonato (ITA) 27-29/03/2015

FICr Mantova

Page 1 / 1

Apex Timing 



Scan this QR Code for livetiming

Alitest
Test Rapidi per il Latte

Data processing and charts edit
provided by:

